Elemento	Pos.	Diam.	Q.	Esquema (cm)	Comp. (cm)	Total (cm)	CA-50 (kg)	CA-60 (kg)
VIGA 1	1	Ø8	1	250	250	250	1.0	
	2	Ø8	2	22 822 22	872	1744	6.9	
	3	Ø10	2	22 13 822 13 22	891	1782	11.0	
	4	Ø5	51	22 5 9	76	3876		6.1
					Total+10%:		20.8	6.7
VIGA 2	1	Ø8	2	22 148 22	198	396	1.6	
	2	Ø10	2	22 13 148 13 22	218	436	2.7	
	3	Ø5	9	22 5 9	76	684		1.1
					Total+10%:		4.7	1.2
VIGA 3	1	Ø8	2	22 271	296	592	2.3	
	2	Ø10	2	22 13 271 13 22	340	680	4.2	
	3	Ø5	16	22 5 9	76	1216		1.9
					Total+10%:		7.2	2.1
VIGA 4	1	Ø8	2	22 112 22	145	290	1.1	
	2	Ø10	2	22 13 112 13 22	182	364	2.2	
	3	Ø5	8	22 5 9	76	608		1.0
					Total+10%:		3.6	1.1
VIGA 5	1	Ø8	1	188 22	220	220	0.9	
	2	Ø8	2	22 332 22	390	780	3.1	
	3	Ø10	2	22 13 332 13 22	402	804	5.0	
	4	Ø5	20	22 5 9	76	1520		2.4
					Total+10%:		9.9	2.6
VIGA 6	1	Ø12.5	2	22 59 16	122	244	2.4	
	2	Ø12.5	2	22 16 59 16 22	135	270	2.6	
	3	Ø5	2	22 5 9	76	152		0.2
					Total+10%:		5.5	0.2
VIGA 7	1	Ø10	2	22 566 22	616	1232	7.6	
	2	Ø10	2	22 13 566 13 22	636	1272	7.8	
	3	Ø5	34	22 5 9	76	2584		4.1
					Total+10%:		16.9	4.5
VIGA 8	1	Ø8	1	175 22	200	200	0.8	
	2	Ø8	2	22 363 22	414	828	3.3	
	3	Ø10	2	22 13 363 13 22	433	866	5.3	
	4	Ø5	22	22 5 9	76	1672		2.6
					Total+10%:		10.3	2.9
						Ø5:	0.0	21.3
						Ø8:	23.1	0.0
						Ø10:	50.3	0.0
						Ø12.5:	5.5	0.0
						Total:	78.9	21.3

VIGA 7

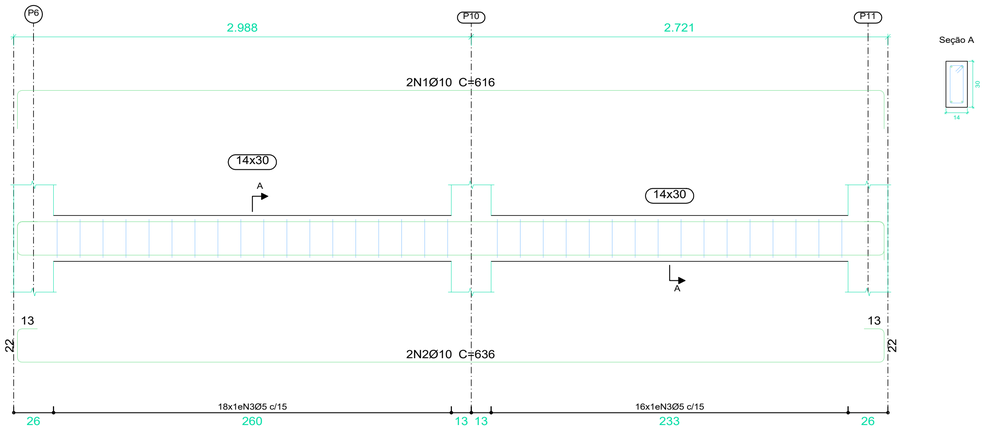

VIGA 8

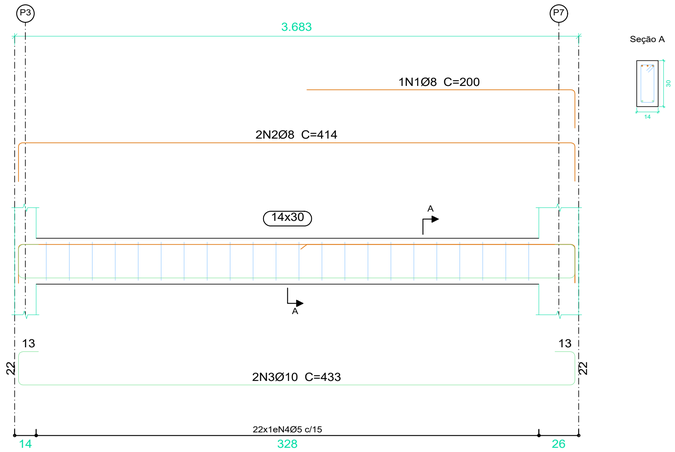

VIGA 1

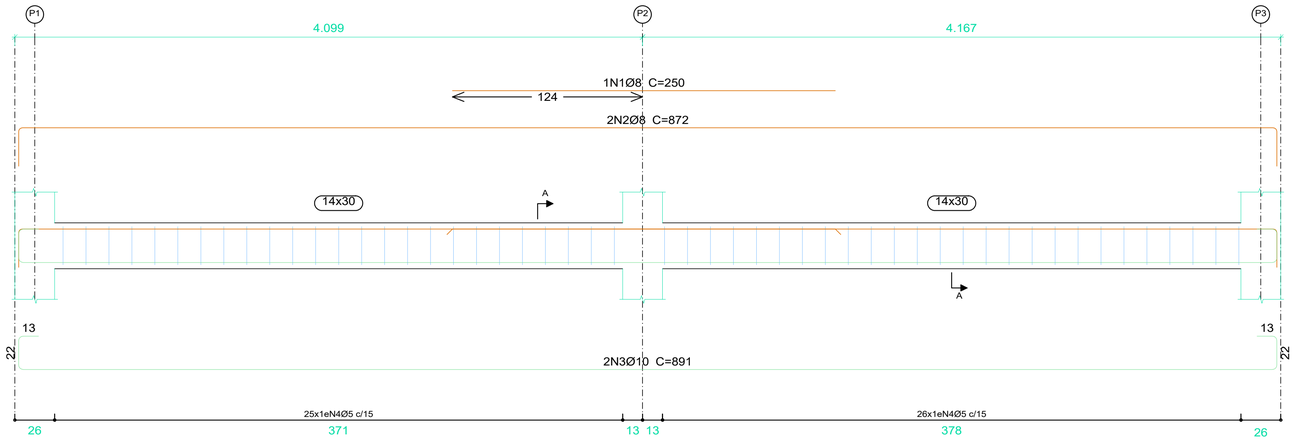

VIGA 2

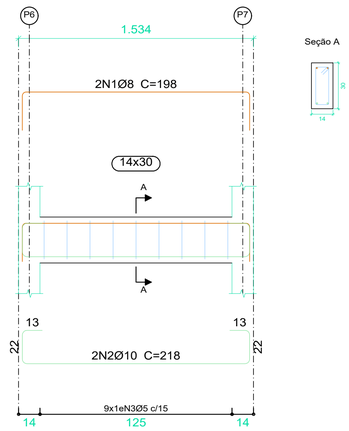

VIGA 3

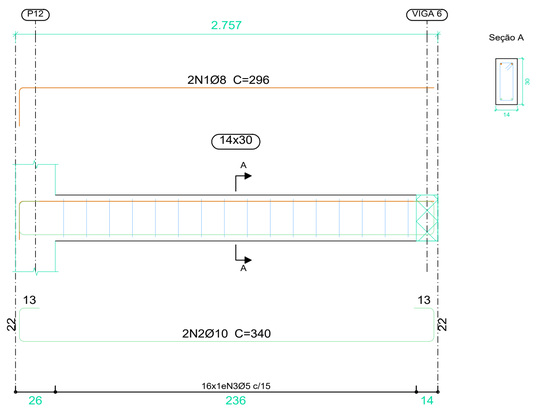

VIGA 4

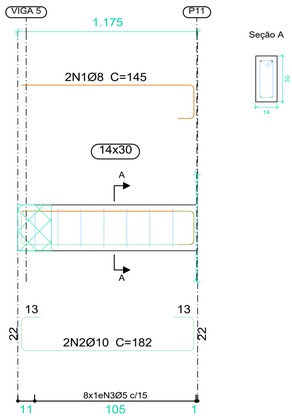

VIGA 5

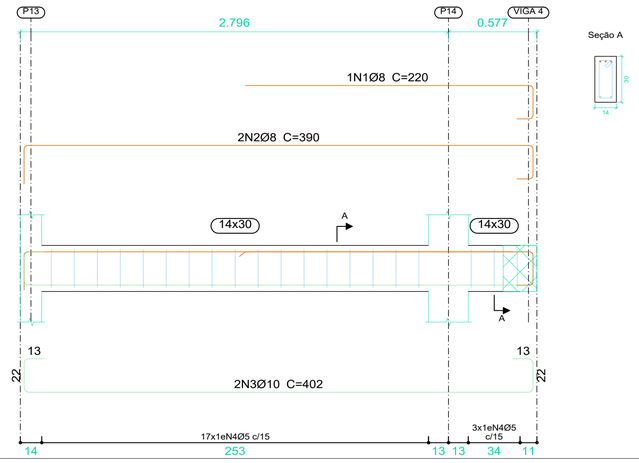

VIGA 6

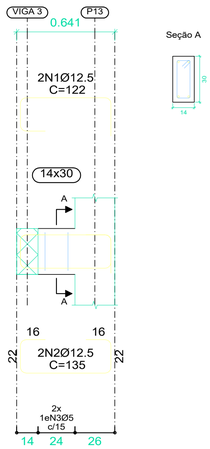

EL + 3,00
Desenho de vigas
Concreto: C25, em geral
Aço das barras: CA-50 e CA-60
Aço dos estribos: CA-50 e CA-60
Escala vigas 1:20
Escala seções 1:20
Escala aberturas 1:20

Resumo Aço Desenho de vigas		Comp. total (m)	Peso+10% (kg)	Total
CA-50	Ø8	53.0	23	
	Ø10	74.4	50	
	Ø12.5	5.1	5	78
CA-60	Ø5	123.1	21	21
Total				99

Projeto estrutural		Data: Fevereiro 2024
Local: Sede dos Conselhos Municipais: 2ª etapa	Área: 61,01 m²	
Promotor: Divisão de Obras - Prefeitura Municipal de Icém		
Assunto: Vigas EL +3,00 m	Escala: Indicada	
Engº Francisco Fernando Barros CREA: 5060462710	Folha: 06/07	Rev: 00